

BTS2048-VL-TEC-WP

<https://www.gigahertz-optik.com/en-us/product/bts2048-vl-tec-wp>

Product tags: VIS , NIR



Description

BTS2048-VL-TEC-WP BiTec sensor spectroradiometer for high-quality outdoor VIS measurements

The BTS2048-VL-TEC-WP is a high-quality spectralradiometer whose compact design and elaborate optical, electronic and mechanical interfaces make it ideal for high precision outdoor VIS measurements. Due to its spectrometer design and optional stray light reduction by the well know Zong or Nevas matrix methods it is able to measure solar radiation with a good straylight reduction performance. With the included S-BTS2048 application software precise measurements and data analysis can be intuitive performed. In addition for the UV spectral range with the complementary BTS2048-UV-S-WP a high resolution and even better device in terms of stray light reduction is available.



BTS2048-VL-TEC-WP

BiTec sensor for high-end light measurement

One of the outstanding features of this exceptional spectroradiometer is its BiTec sensor. This combines the special properties of a photodiode with those of a back-thinned CCD diode array. Through bilateral correction of measurement signals from both sensors, the BiTec sensor ensures precise radiometric and spectral-radiometric measurement values over a large dynamic range (see technical article [BTS Technologie](#)).



Entrance optic is blow-dried by warm air to prevent dirt, rain or snow

Spectrometer based on a high-quality back-thinned CCD detector

The spectrometer unit is based on a diode array with a utilizable spectral responsivity range between 190 nm and 430 nm. It has a 0.7 nm optical bandwidth and a pixel resolution of 0.13 nm/pixel. Due to the back-thinned technology, this CCD chip is substantially more sensitive as compared to conventional front-illuminated CCD chips. Furthermore the CCD is one stage cooled (1TEC) to reduce the dark current and increased thereby the SNR.



Side View of the BTS2048-VL-TEC-WP

Precise spectral radiometry (high dynamic and low straylight)

To facilitate optimum use of the CCD sensor's dynamic range and to overcome the problems of most array spectroradiometers in the UV range, the option to characterize and apply the Zong or Nevas straylight reduction methods is possible. For a high dynamic range a remote controlled filter wheel (Open, Closed, OD1 and OD2) is located in the optical beam path, this additional to the high dynamic of the integration times (2 μ s to 60 s).

WP means weather proofed

The housing of the BTS2048-VL-TEC-WP is designed for outdoor measurements. The cooled backthinned CCD and the spectrometer unit are temperature controlled in a second housing. In this housing humidity is removed by a exchangeable cartridge. To avoid dust, rain or snow on the entrance optics the quartz dome is blow-dried by warm air.

Diffuser window directly connected instead of light guide

As for the input optics, the BTS2048-VL-TEC-WP has an incorporated diffuser window with a cosine corrected field of view. The fact that a light guide has not been used improves sensitivity and calibration stability which is an large advantage for outdoor use. Especially in terms of size of the device. The f2 adjustment of the cosine corrected field of view to less than 3% makes it possible to use the BTS2048-VL-TEC-WP for direct measurement in absolute radiometric measurands

- Irradiance (W/m^2)
- Spectral irradiance ($\text{W}/(\text{m}^2 \text{ nm})$)

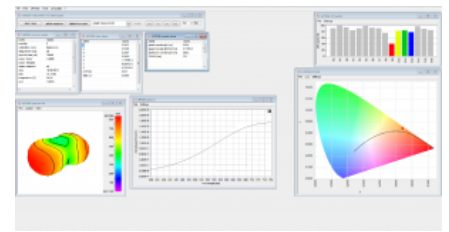
State of the art interface

The BTS2048-VL-TEC-WP is controlled via a USB 2.0 or Ethernet interface. With regards to the communication speed and cable length the Ethernet port is superior to the USB2.0 interface. Furthermore, the data preparation occurs in the BTS2048-VL-TEC-WP to optimize the data-transfer speed. For this purpose, an independent, high-performance microprocessor is incorporated. Data and power interface are of course weatherproof designed as well.

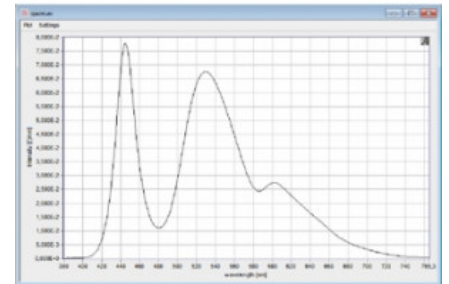
User software with flexible desktop structure

Among the BTS2048-VL-TEC-WP delivery contents is the S-BTS2048 user software. One of the characteristic features it has to offer is the flexible desktop that can be individually configured by the user. This entails a potpourri from which the user can choose graphical and numerical display windows:

- Freely definable numerical displays in decimal or scientific representation. Zoom function.
- Numerical display fields for radiometric, spectral and other measurands.
- Measurement protocol of the selected measurement parameters.
- Spectrum. Zoom function.
- Data logger. Zoom function.
- etc.



S-BTS2048 User software interface



Graphical view of the spectrum



The WP version in a winter measurement campaign

Traceable calibration

Calibration of the BTS2048-VL-TEC-WP, including its accessories, is performed by Gigahertz-Optik calibration laboratory for optical measurands with reference to national and international calibration standards. Due to the small dimensions of the device it can be shipped easily for re-calibration purposes.

Specifications

General

Short description	High speed TE cooled CCD spectroradiometer with a wide dynamic range for CW and pulsed measurements of irradiance/illuminance, spectrum in the VIS region for outdoor measurements.
Main features	Compact device. BiTec detector with back-thinned TE cooled CCD (2048 pixels, 2 nm optical resolution, electronic shutter) and Si-photodiode with V(lambda) filter. Optical bandwidth correction (CIE214). Filter wheel with shutter and attenuation filters. Input lens with a diffusor window that has a cosine field of view. Housing for outdoor use.
Measurement range	Spectral: 0.5 lx to 1,000,000 lx 280 nm to 1050 nm. Integral: 0.1 lx Noise signal up to 3E8 lx, photometric 360 nm to 830 nm
typical applications	CCD spectroradiometer for scientific measurements, solar cells, outdoor measurements, development tasks.
Calibration	Factory calibration. Traceable to international calibration standards
Product	
Measured Quantity	Spectral irradiance (W/(m ² nm)), illuminance (lx), peak wavelength, calculated quantities of the spectral power distribution, etc.
Sensor	Accuracy class B according to DIN 5032 and CIE No. 69 Accuracy class A for f1`, u, f3 and f4 according to DIN 5032 and CIE No. 69
Input optics	Diffusor, cosine corrected field of view (f2 ≤ 3 %)
Filter wheel	4 positions (open, closed, OD1, OD2). Use for remote dark current measurement and dynamic range extension.
BiTec	Parallel measurement with diode and array is possible, thereby linearity correction of the array through the diode and online correction of the spectral mismatch of the diode through $a^*(s_z(\lambda))$ respectively $F^*(s_z(\lambda))$.





Calibration	Spectral irradiance		
	(280 - 304) nm:	± 7 %	
	(305 - 349) nm:	± 5 %	
	(350 - 399) nm:	± 4.5 %	
	(400 - 780) nm:	± 4 %	
	(781 - 1030) nm:	± 4.5 %	
	(1031 - 1050) nm:	± 5.5 %	
	Spectral irradiance responsivity (280 - 1050) nm. Standard calibration (350 - 1050) nm. Optional calibration (280 - 1050) nm.		
Spectral Detector			
Integration Time	2 μs - 60 s	*1	
spectral range	(280 -1050) nm		
Optical Bandwidth	2 nm		
Pixel resolution	~0.4 nm/Pixel		
Number of pixels	2048		
Chip	One stage cooled highly sensitive back-thinned CCD chip		
ADC	16bit (25 ns instruction cycle time)		
Peak wavelength	± 0.2 nm		
Dominant wavelength	± 0.5 nm	*2	
	± 0.0015 (Standard illuminant A) ± 0.0020 (common LED)		
Repeatability Δx and Δy	± 0.0001		
ΔCCT	Standard illuminant A 30K; LED up to +/- 1.5 % depending of the LED spectrum		
Band-pass correction	mathematical online band-pass correction is supported		
Linearity	completely linearized chip >99.6%		
Stray Light	2E-4	*3	
Base line noise	5 cts	*4	
SNR	5000	*5	
dynamic range	>10 Magnitudes		
spectral irradiance responsivity range	(1E-6 - 1E5) W/(m²nm)	*6*7	
CRI (color rendering index)	Ra and R1 to R15		
typical measurement time	10 lx 2,5 s	*10	
	100 lx 250 ms	*10	
	1000 lx 25 ms	*10	
Integral Detector			
Filter	Spectral responsivity with fine CIE photometric matching. Online correction of the photometric matching through spectral measurement data (spectral mismatch factor correction).		
Measurement time	(0.1 - 6000) ms		
Measurement range	seven (7) measurement ranges with transcendent offset correction		
Measurement range	Max measureable illuminance value 3E8lx *7 Noise equivalent illuminance value 1E-1lx		

Calibration	Illuminance +/- 2,2 %
f1' (spectral mismatch)	$\leq 6 \%$ (uncorrected) $\leq 3 \%$ ($f1' \cdot a \cdot (s_z(\lambda))$) respectively $F \cdot (s_z(\lambda))$ corrected by spectral data, done automatically by BTS technology)
Graphs	
spectral responsivity	[image src="/var/www/html/web/assets/responsivity-BTS2048-VL-TEC2.png" id="6367" width="600" height="404" class="leftAlone ss-htmleditorfield-file image" title="responsivity BTS2048 VL TEC2"]
f2 (directional response/cosine error)	[image src="/var/www/html/web/assets/cos-BTS2048-VL2.png" id="6366" width="600" height="849" class="leftAlone ss-htmleditorfield-file image" title="cos BTS2048 VL2"]
Miscellaneous	
Microprocessor	32bit for device control, 16bit for CCD array control, 8bit for photodiode control
Interface	USB V2.0, Ethernet (LAN UDP protocol), RS232, RS485
Data transfer	Standard for 2048 float array values via ethernet 7ms, via USB 2.0 140 ms
Input Interfaces	2x (0 - 25) VDC, 1x optocoupler isolated 5 V / 5 mA
Output Interfaces	2x open collector, max. 25 V, max. 500 mA
Trigger	Trigger input incorporated (different options, rising/falling edge, delayed, etc.)
Software	User software S-BTS2048 Optional software development kit S-SDK-BTS2048 for user software set-ups based on .dll's in C, C++, C# or in LabView.
Power Supply	With power supply: DC Input 5V ($\pm 10 \%$) at 700 mA With USB bus (500mA) ^{*8}
Dimensions	diameter: 160 mm height: 222 mm (see drawing)
Weight	2.85 kg
Mounting	Tripod and M6 screw threads Front adapter UMPA-1.0-HL for use with integrating sphere port-frame UMPF-1.0-HL
temperature range	Storage: (-10 to 50) °C Operation: (-25 to 50) °C ^{*9}
Info	<p><i>*1 It is recommended to perform a new dark signal measurement for every change in the integration time</i></p> <p><i>*2 typical value, the uncertainty of the dominant wavelength depends on the spectral distribution of the LED</i></p> <p><i>*3 typical value, measured 100nm left of the peak of a cold white broadband LED</i></p> <p><i>*4 *5 typical value measured without averaging for a 4ms measurement time and full scale control of the array. Averaging results in quadratic rise of the S/N</i></p> <p><i>i.e. quadratic fall of the base noise e.g. averaging to a factor 100 improves the S/N by a factor 10</i></p> <p><i>*6 Minimum 500/1 S/N. Maximum at full scale control.</i></p> <p><i>*7 Irradiation only allowed for a short time so as to avoid thermal damage</i></p> <p><i>*8 during USB connection, not all functions are available due to the limited current supply e.g. no Ethernet and TEC cooling</i></p> <p><i>*9 Device required for temperature stabilization in approx. 25min. In measurement is performed in the warm-up phase, or if measurements are performed under varying temperatures, dark signal measurement is required for each measurement</i></p> <p><i>*10 measurement of a white LED and 20000 counts (signal-dark) saturation</i></p>
Stability	inside WP housing (electronics): $\leq \pm 1 \text{ }^{\circ}\text{C}$ CCD Chip: $\leq \pm 0.25 \text{ }^{\circ}\text{C}$
Housing	Spectroradiometer unit: IP67 Outdoor housing itself: IPx5

Downloads

Type	Description	File-Type	Download
BTS2048-Series	BTS2048 'Not just another spectrometer' brochure	pdf	https://www.gigahertz-optik.com/assets/Uploads/BTS2048-broschuere-DINA4-hoch-V1-final-web12.pdf

Configurable with

Product Name	Product Image	Description	Show product
BTS2048-UV-S-WP		Bi-technology sensor light meter for high quality solar UV measurements. Features: Weatherproofed, high stray light reduction (comparable double monochromator), high spectral resolution, short measurement time, entrance optic with diffusor for irradiance and spectral irradiance, etc.	https://www.gigahertz-optik.com/en-us/product/bts2048-uv-s-wp
S-SDK-BTS2048		Software Development Kit for BTS2048 variants.	https://www.gigahertz-optik.com/en-us/product/s-sdk-bts2048
SUT-1711		Sun tracker for use with e.g. BTS2048-xx-WP series meter for direct solar irradiance measurement. Features: Tubular level, compact size, weather proof, included software	https://www.gigahertz-optik.com/en-us/product/sut-1711
BTS-Solar		Sun tracker for the use with e.g. BTS2048-xx-WP series meter in direct solar irradiance measurement. Features: Tubular level, compact size, weather proof, included software	https://www.gigahertz-optik.com/en-us/product/bts-solar

Purchasing information

Article-Nr	Modell	Description
Product		
15305846	BTS2048-VL-TEC-WP	Measuring device, hard cover box, users guide, S-BTS2048 software, calibration certificate.
Calibration		
15311103	KP-BTS2048VLTECWP-E-S	Option: DIN EN ISO/IEC 17025:2018 Test Certificate (DAkkS). Spectral irradiance measurement and illuminance measurement in wavelength range 280 nm to 1050 nm.

Article-Nr	Modell	Description
Re-calibration		
15300499	K-BTS2048-VL-I	Recalibration of the BTS2048-VL with calibration certificate
Software		
15298470	S-SDK-BTS2048	Software development kit with users guide.
Accessories		
15310402	BHO-27	Carry case for BTS2048-XX-WP and accessories.
15307929	BTS2048-XX-WP-Z02	tube for the measurement of the direct solar irradiance
15307925	S-T-RECAL-BTS2048	Software module for functional enhancement of S-BTS2048 software. Support of BTS2048 series light meter re-calibration via the user.